

BOGE AIR. THE AIR TO WORK.



SCREW COMPRESSORS

C-SERIES

Over 100,000 compressed air users expect more when it comes to their compressed air supply.

BOGE air provides them with the air to work.

Screw compressors custom made by BOGE have for decades been synonymous with efficient and reliable compressed air supply to trade workshops through to industrial companies.


The BOGE C-series is a trendsetter in its class: less noise, less pipework, less connections in contrast to more output, more individual configuration possibilities and more efficiency and requiring a minimum of space. We have listened closely to the wishes of our customers – with the C-series we provide the air to work.

CONTENTS

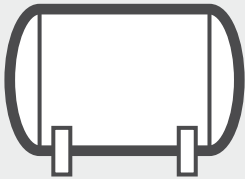
OVERVIEW	4
BOGE C-SERIES	
up to 10 hp	6
up to 30 hp	12
BOGE SERVICE	18

Compressed air with a method:


Modules of the BOGE C-series.



Screw compressor



Compressed air receiver



Refrigerant dryer



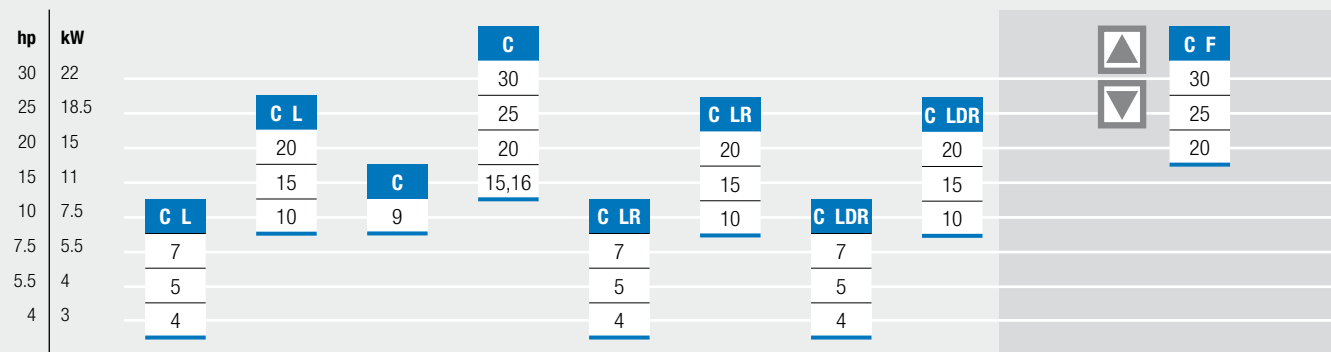
Frequency control

ADVANTAGES OF THE COMPACT MODULAR DESIGN:

- Flexible combination possibilities
- Unit completely ready for connection
- Minimum flow losses due to compact construction
- High-quality piping protects against leaks

Modular design, compact system: Because of the modular design BOGE screw compressors allow for individual configuration of your compressed air system. Each compact module is pre-assembled and ready for use: for efficient and reliable operation in all types of applications.

PERFORMANCE OVERVIEW OF THE C-SERIES



frequency controlled



UNIQUE: BOGE GENUINE PARTS FOR THE C-SERIES.

Only the use of BOGE original parts will enable you to benefit from the technological edge of the C-series in the long run. To this purpose, BOGE offers individually customized replacement parts for the C-series guaranteeing 100 percent quality and 100 percent service life. Only such original parts are compatible with the compressors of the C-series – for maximum safety during the entire service life period.

The C-series up to 10 hp: Space saving and more energy efficient than ever!


Design advantages.

THE CM COMPACT MODULE:

All necessary components are integrated into the airend block. Maintenance and wear parts are easily accessible – for maximum comfort and highest operational safety.

Integrated oil separating system

Both oil separating cartridge and oil filter cartridge are easily accessible: for maintenance purposes only the cover needs to be opened. The oil sump is located at the lowest point: for effective pre-separation according to the gravity principle.



Multifunctional intake control with integrated solenoid valve for functionally reliable operation without leaks.

Silenced intake filter with paper filter cartridge
The filter separates 99.9 percent of all particles larger than 3 µm: assuring high quality compressed air right at its source.

BOGE airend with special BOGE profile and HD bearing
The specially designed airend is characterized by its high output and low energy consumption.



*** Minimum pressure / check valve**
Integrated design eliminates piping – for maximum leakage safety.

Temperature sensor

CNC machined cast iron housing
High quality machining eliminates the risk of leakage. The heavy cast iron housing also serves to reduce noise right at the source.

Thermo-static oil level regulation
Easily accessible from the outside.

Compact & highly efficient! The monoblock compact design of the airend range up to 10 hp offers distinct advantages. The integrated design minimizes the number of oil pipes by clever internal routing – for a highly efficient and reliable compressor. At the same time the airend requires less space providing the user with a compact, space saving and energy efficient solution from BOGE!



COMPACT DESIGN

Integration of all essential components eliminates almost all interconnecting pipes. Leaks are virtually eliminated. Internal pressure losses are minimized.



EXTREMELY QUIET

Because of the sound adsorbing graphite casting the C-series is very quiet in operation and vibration free. No further silencing is required. The enclosed versions C-series and C-series with dryer are therefore super-silent with low sound pressure values.



HIGHEST EFFICIENCY

The BOGE airend design ensures industry leading specific power ratios (Optimized output volumes at low energy consumption).



CONTROL

The BOGE FOCUS control is the standard compressor control and provides numerous control and monitoring features.



OPTIONAL FREQUENCY CONTROL

The frequency converter flexibly controls the motor speed and therefore the airend. This ensures the compressor output automatically adjusts to the system demand. Soft starting via the frequency converter also avoids undue wear and tear and prolongs the service life of the compressor.

Screw compressor **C 4 L** to **C 7 L**

Compressed air system **C 4 LR** to **C 7 LR**

Compressed air center **C 4 LDR** to **C 7 LDR**

Effective free air delivery:

0.340 – 0.85 m³/min, 11 – 30 cfm

Pressure range: 8 and 10 bar, 125 and 150 psig

Motor range: 3.0 – 5.5 kW, 4 – 7.5 hp



Screw compressor **C L**

Compact screw compressor, direct coupled



Compressed air system **C LR**

Receiver mounted screw compressor,
direct coupled



Compressed air center **C LDR**

Receiver mounted screw compressor
and refrigerant dryer, direct coupled



The machines depicted do not correspond to the most updated version of the receivers.

BOGE Model	Max. pressure		Effective free air delivery* 60 Hz		Motor power		Voltage	Dimensions W x D x H inches	Weight lbs.
	psig	bar	cfm	m ³ /min	hp	kW			
C 4 L	150	10	11	0.31	4.0	3.0	208/230/460/3ph	30 x 19 x 19	243
C 5 L	150	10	14	0.40	5.5	4.0	208/230/460/3ph	30 x 19 x 19	276
C 5 L	150	10	14	0.40	5.5	4.0	230/1ph	30 x 19 x 19	276
C 7 L	125	8	30	0.85	7.5	5.5	208/230/460/3ph	30 x 19 x 19	287
C 7 L	125	8	30	0.85	7.5	5.5	230/1ph	30 x 19 x 19	298

* Free air delivery for the complete package in accordance with ISO 1217, Appendix E, at 68°F ambient temperature and maximum pressure. Emitted sound pressure values from 61 dB(A) according to DIN EN ISO 2151:2009

BOGE Model	Max. pressure		Receiver size gallons	Effective free air delivery* 60 Hz		Motor power		Voltage	Dimensions W x D x H inches	Weight lbs.
	psig	bar		cfm	m ³ /min	hp	kW			
C 4 LR	150	10	80	11	0.31	4.0	3.0	208/230/460/3ph	66 x 28.75 x 45	816
C 5 LR	150	10	80	14	0.40	5.5	4.0	208/230/460/3ph	66 x 28.75 x 45	849
C 5 LR	150	10	80	14	0.40	5.5	4.0	230/1ph	66 x 28.75 x 45	860
C 7 LR	125	8	80	30	0.85	7.5	5.5	208/230/460/3ph	66 x 28.75 x 45	860
C 7 LR	125	8	80	30	0.85	7.5	5.5	230/1ph	66 x 28.75 x 45	871

* Free air delivery for the complete package in accordance with ISO 1217, Appendix E, at 68°F ambient temperature and maximum pressure. Emitted sound pressure values from 61 dB(A) according to DIN EN ISO 2151:2009

BOGE Model	Max. pressure		Receiver size gallons	Effective free air delivery* 60 Hz		Motor power		Voltage	Dimensions W x D x H inches	Weight lbs.
	psig	bar		cfm	m ³ /min	hp	kW			
C 4 LDR	150	10	80	11	0.31	4.0	3.0	208/230/460/3ph	66 x 28.75 x 45	904
C 5 LDR	150	10	80	14	0.40	5.5	4.0	208/230/460/3ph	66 x 28.75 x 45	937
C 5 LDR	150	10	80	14	0.40	5.5	4.0	230/1ph	66 x 28.75 x 45	948
C 7 LDR	125	8	80	30	0.85	7.5	5.5	208/230/460/3ph	66 x 28.75 x 45	968
C 7 LDR	125	8	80	30	0.85	7.5	5.5	230/1ph	66 x 28.75 x 45	979

* Free air delivery for the complete package in accordance with ISO 1217, Appendix E, at 68°F ambient temperature and maximum pressure. Emitted sound pressure values from 61 dB(A) according to DIN EN ISO 2151:2009


Screw compressor C 9



Effective free air delivery: 32 – 45 cfm, 0.90 – 1.27 m³/min
Pressure range: 115 – 190 psig, 8 – 13 bar
Motor range: 10 hp, 7.5 kW




C9



EFFICIENCY

The specially designed BOGE airend provides high output volumes at low energy consumption – for reliable and efficient compressed air supply.



EXTREMELY QUIET

All C-series compressors are characterized by very low sound pressure levels due to their super-silenced cabinets.



CONTROL

The BOGE FOCUS control is the standard compressor control and provides numerous control and monitoring features.

Compact, efficient, very quiet: The space saving C-series screw compressors are designed for long-term performance. A refrigerant dryer mounted on a horizontal receiver is available as an option. Even at full load operation the compressor operates reliably and safely at optimum efficiency providing a long service life.

BOGE Model	Max. pressure**		Effective free air delivery*		Motor power		Dimensions W x D x H inches	Weight lbs.
	psig	bar	cfm	m ³ /min	hp	kW		
C 9	115	7	45	1.27	10.0	7.5	19 x 27.7 / 35.7 x 37.6	474
C 9	115/125	8/8.6	42	1.20	10.0	7.5	19 x 27.7 / 35.7 x 37.6	474
C 9	150	10	39	1.10	10.0	7.5	19 x 27.7 / 35.7 x 37.6	474
C 9	190	13	32	0.90	10.0	7.5	19 x 27.7 / 35.7 x 37.6	474

* Free air delivery for the complete package in accordance with ISO 1217, Appendix E, at 68°F ambient temperature and maximum pressure. Emitted sound pressure values from 59 dB(A) according to DIN EN ISO 2151:2009

** Max. pressure of the compressor

The C-series up to 30 hp: This is the way compressors are made today!

Design advantages.

Multifunctional intake control with integrated solenoid valve for functionally reliable operation without leaks.

Integrated airend with special BOGE profile and HD bearing

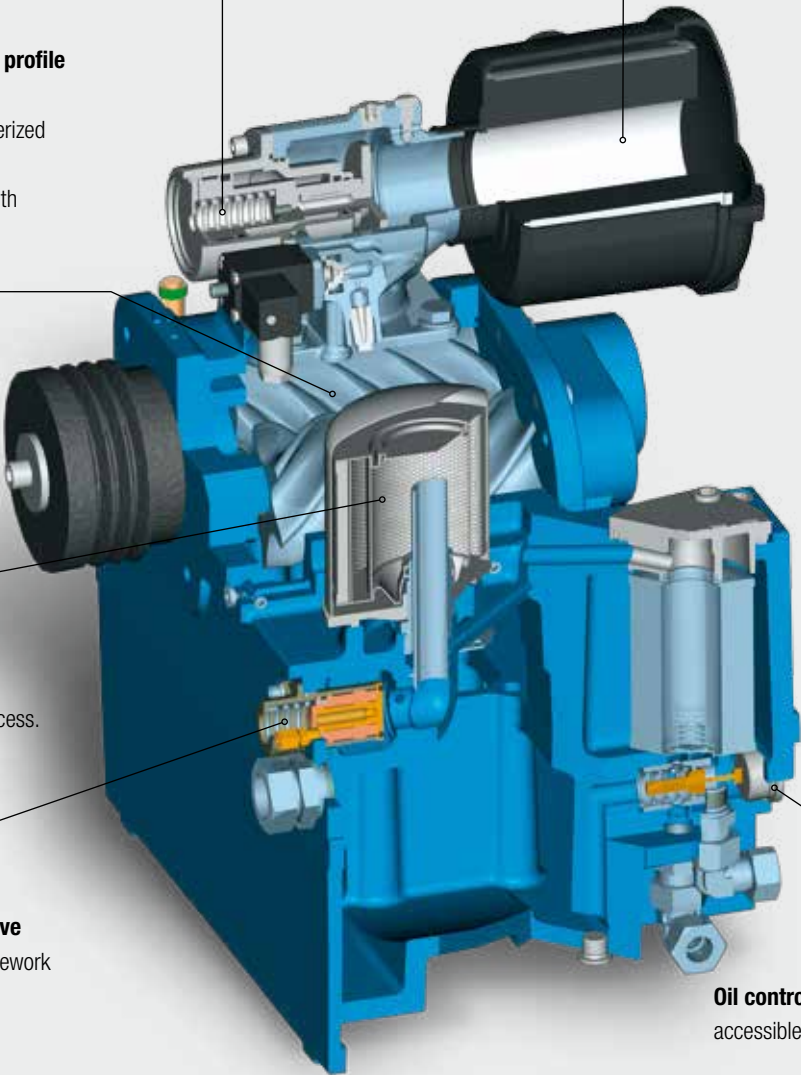
The specially designed airend is characterized by its high free air delivery at low energy consumption. Motor sizes up to 30 hp with free air delivery up to 128 cfm.

Effective **oil pre-separation** harnessing to the laws of gravity. Service friendly access.

Minimum pressure valve / check valve
Integrated design serves to eliminate pipework – virtually eliminates the risk of oil leaks.

Silenced paper cartridge intake filter
This filter separates 99.9 percent of all particles larger than 3 µm: for high quality compressed air at its source.

Oil control valve, easily accessible from the outside.



The state-of-the-art compressor: Extremely quiet, compact & efficient – the “large” BOGE C-series has set industry standard in specific power and sound pressure values. The BOGE compact module enables short distances and less pipelines – for a highly efficient and reliable compressor solution. Depending on your requirements, the C-series up to 30 hp can be equipped frequency control or heat recovery: This is the way compressors are made today!



INTEGRATED DESIGN

The integration of all essential components in the compact module serves to eliminate pipework and to reduce flow losses: for maximum operating dependability and efficiency!

COMPACT EFFICIENCY

The BOGE C-series is engineered to generate high free air deliveries in continuous operation and in a incomparably efficient manner. Due to its compact design space requirements are kept to a minimum.

CONTROL

FOCUS control with LC display and pressure sensor technology is fitted standard and includes an integrated energy efficiency display as well as additional monitoring and control options. FOCUS software now includes the ability to control up to three other compressors, freeze protection and leak monitoring.



MAXIMUM EFFICIENCY

The BOGE C-series up to 30 hp is characterized by its industry leading specific power ratios – for efficient compressed air supply.



OPTIONAL HEAT RECOVERY

A heat recovery system can be added as an option. Up to 94 percent of the input electrical energy is dissipated through the cooling medium (air or water) and can be recovered for space heating or pre-heating domestic water.



OPTIONAL FREQUENCY CONTROL

The frequency controlled option ensures a continuous volume flow between 25 and 100 percent. This ensures adaptation to the momentary demand of the compressed air system. Soft starting also avoids undue wear and tear and prolongs the service life of the compressor.

Screw compressor **C 10 L** to **C 20 L**

Compressed air system **C 10 LR** to **C 20 LR**

Compressed air center **C 10 LDR** to **C 20 LDR**

Effective free air delivery:

1.03 – 2.17 m³/min, 37 – 77 cfm

Pressure range: 8 and 10 bar, 115 and 150 psig

Motor range: 7.5 – 15 kW, 10 – 20 hp



Screw compressor **C L**

Compact screw compressor, directly coupled



Compressed air system **C LR**

Receiver mounted screw compressor,
direct coupled



Compressed air center **C LDR**

Receiver mounted screw compressor
and refrigerant dryer, direct coupled



A class of its own: The directly coupled screw compressors of the C-series are space saving and extremely efficient at the same time. They are available with horizontal receiver and/or top mounted refrigeration dryer and can flexibly be adapted to suit particular application requirements.

BOGE Model	Max. pressure		Effective free air delivery* 60 Hz		Motor power		Power supply	Dimensions W x D x H inches	Weight lbs.
	psig	bar	cfm	m ³ /min	hp	kW			
C 10 L	150	10	37	1.03	10.0	7.5	3-phase	52.5 x 24 x 25.5	573
C 15 L	125	8	69	2.18	15.0	11.0	3-phase	52.5 x 24 x 25.5	660
C 20 L	150	10	77	2.17	20.0	15.0	3-phase	52.5 x 24 x 25.5	661

* Free air delivery for the complete package in accordance with ISO 1217, Appendix E, at 68°F ambient temperature and maximum pressure. Emitted sound pressure values from 61 dB(A) according to DIN EN ISO 2151:2009

67 x 35 x 53

BOGE Model	Max. pressure		Receiver size gallons	Effective free air delivery* 60 Hz		Motor power		Power supply	Dimensions W x D x H inches	Weight lbs.
	psig	bar		cfm	m ³ /min	hp	kW			
C 10 LR	150	10	120	37	1.03	10.0	7.5	3-phase	67 x 35 x 53	998
C 15 LR	125	8	120	69	2.18	15.0	11.0	3-phase	67 x 35 x 53	1086
C 20 LR	150	10	120	77	2.17	20.0	15.0	3-phase	67 x 35 x 53	1086

* Free air delivery for the complete package in accordance with ISO 1217, Appendix E, at 68°F ambient temperature and maximum pressure. Emitted sound pressure values from 61 dB(A) according to DIN EN ISO 2151:2009

BOGE Model	Max. pressure		Receiver size gallons	Effective free air delivery* 60 Hz		Motor power		Power supply	Dimensions W x D x H inches	Weight lbs.
	psig	bar		cfm	m ³ /min	hp	kW			
C 10 LDR	150	10	120	37	1.03	10.0	7.5	3-phase	67 x 35 x 53	1130
C 15 LDR	125	8	120	69	2.18	15.0	11.0	3-phase	67 x 35 x 53	1218
C 20 LDR	150	10	120	77	2.17	20.0	15.0	3-phase	67 x 35 x 53	1218

* Free air delivery for the complete package in accordance with ISO 1217, Appendix E, at 68°F ambient temperature and maximum pressure. Emitted sound pressure values from 61 dB(A) according to DIN EN ISO 2151:2009

Screw compressor **C 15** to **C 30**

Compressed air station **C 20 F** to **C 30 F**



Effective free air delivery:

1.33 – 3.82 m³/min, 46 – 135 cfm


Pressure range: 8 to 13 bar, 115 to 190 psig

Motor range: 11 – 22 kW, 15 – 30 hp



MAXIMUM EFFICIENCY

The BOGE C-series up to 30 hp is characterized by its industry leading specific power ratios. You rarely come across such compact screw compressor efficiency.



EXTREMELY QUIET

All C-series compressors feature very low sound pressure levels.



FREQUENCY CONTROL

The optional frequency converter ensures a continuous volume flow between 25 and 100 percent. This allows adaptation to the momentary demand of the compressed air system. Soft starting also avoids undue wear and tear and prolongs the service life of the compressor.



CONTROL

The compressor is controlled by the FOCUS control system which includes an integrated efficiency display as well as additional monitoring and control options. FOCUS is programmed as a master controller and can control up to three machines.

Real winners: The belt driven C-series models up to 30 hp are highly efficient and extremely quiet in operation requiring only a minimum footprint. With frequency controlled units you can realize significant energy savings and prolonged compressor life. An integrated design means short distances and extremely low pressure losses. As well as generating industry leading outputs, the C-series is also very energy efficient.

BOGE Model	Max. pressure		Effective free air delivery*		Motor power		Dimensions W x D x H inches	Compressed air outlet	Weight lbs.
	bar	psig	m ³ /min	cfm	kW	hp			
C 15	7	100	1.74	62	11.0	15	30.4 x 41.6 x 68.3	NPT 1"	1035
C 15	8	115/125	1.74	62	11.0	15	30.4 x 41.6 x 68.3	NPT 1"	1035
C 15	10	150	1.53	54	11.0	15	30.4 x 41.6 x 68.3	NPT 1"	1035
C 15	13	190	1.33	47	11.0	15	30.4 x 41.6 x 68.3	NPT 1"	1035
C 16	7	100	1.98	70	11.0	15	30.4 x 41.6 x 68.3	NPT 1"	1060
C 16	8	115/125	1.89	66	11.0	15	30.4 x 41.6 x 68.3	NPT 1"	1060
C 16	10	150	1.63	57	11.0	15	30.4 x 41.6 x 68.3	NPT 1"	1060
C 16	13	190	1.35	47	11.0	15	30.4 x 41.6 x 68.3	NPT 1"	1060
C 20	7	100	2.69	95	15.0	20	30.4 x 41.6 x 68.3	NPT 1"	1082
C 20	8	115/125	2.55	90	15.0	20	30.4 x 41.6 x 68.3	NPT 1"	1082
C 20	10	150	2.25	79	15.0	20	30.4 x 41.6 x 68.3	NPT 1"	1082
C 20	13	190	1.89	66	15.0	20	30.4 x 41.6 x 68.3	NPT 1"	1082
C 25	7	100	3.28	116	18.5	25	30.4 x 41.6 x 68.3	NPT 1"	1111
C 25	8	115/125	3.10	109	18.5	25	30.4 x 41.6 x 68.3	NPT 1"	1111
C 25	10	150	2.71	95	18.5	25	30.4 x 41.6 x 68.3	NPT 1"	1111
C 25	13	190	2.32	81	18.5	25	30.4 x 41.6 x 68.3	NPT 1"	1111
C 30	7	100	3.82	135	22.0	30	30.4 x 41.6 x 68.3	NPT 1"	1193
C 30	8	115/125	3.62	127	22.0	30	30.4 x 41.6 x 68.3	NPT 1"	1193
C 30	10	150	3.21	113	22.0	30	30.4 x 41.6 x 68.3	NPT 1"	1193
C 30	13	190	2.71	95	22.0	30	30.4 x 41.6 x 68.3	NPT 1"	1193

* Free air delivery for the complete package in accordance with ISO 1217, Appendix C, at 68°F ambient temperature and maximum pressure. Emitted sound pressure values from 63 dB(A) according to DIN EN ISO 2151:2009

BOGE Model	Max. pressure		Effective free air delivery*		Motor power		Dimensions W x D x H inches	Compressed air outlet	Weight lbs.
	bar	psig	m ³ /min	cfm	kW	hp			
C 20 F	8	115	0.49-2.55	23-90	15.0	20	30.4 x 41.6 x 68.3	NPT 1"	988
C 20 F	10	150	0.45-2.25	20-79	15.0	20	30.4 x 41.6 x 68.3	NPT 1"	988
C 20 F	13	190	0.54-1.89	17-66	15.0	20	30.4 x 41.6 x 68.3	NPT 1"	988
C 25 F	8	115	0.65-3.10	27-109	18.5	25	30.4 x 41.6 x 68.3	NPT 1"	1122
C 25 F	10	150	0.61-2.71	24-95	18.5	25	30.4 x 41.6 x 68.3	NPT 1"	1122
C 25 F	13	190	0.45-2.32	20-81	18.5	25	30.4 x 41.6 x 68.3	NPT 1"	1122
C 30 F	8	115	0.80-3.62	32-127	22.0	30	30.4 x 41.6 x 68.3	NPT 1"	1038
C 30 F	10	150	0.69-3.21	28-113	22.0	30	30.4 x 41.6 x 68.3	NPT 1"	1038
C 30 F	13	190	0.55-2.71	24-95	22.0	30	30.4 x 41.6 x 68.3	NPT 1"	1038

* Free air delivery for the complete package in accordance with ISO 1217, Appendix E, at 68°F ambient temperature and maximum pressure. Emitted sound pressure values from 63 dB(A) according to DIN EN ISO 2151:2009).

READY FOR ACTION WORLDWIDE:

BOGE Service Support – Worldwide



SERVICE

SERVICE / MAINTENANCE

Service support solutions including contracts covering repair, and even warranty extension by using BOGE Genuine Parts and qualified BOGE Service Technicians.

EXTENDED WARRANTY

Extension of your factory warranty up to 5 years with the use of BOGE Genuine Parts and lubricants for total security and back-up.

MAINTENANCE & REPAIR

Options include; long-term fixed cost maintenance plans, a flat rate for all types of service and spare parts with a possible warranty extension up to 5 years.

COMMISSIONING

Connection and adjustment of all equipment at your facility: a fast and dependable service delivered by qualified BOGE service technicians. Full installation on request.

24 HOUR HELPLINE

Emergency helpline for trouble shooting and technical support: available any time around the clock!

COMPRESSED AIR FLAT RATE

A comprehensive service plan created to satisfy your individual requirements: e.g. taking responsibility for the compressed air station at your facility including complete plant management for a monthly flat rate irrespective of hours of operation (energy costs not included).

FLEXIBLE SERVICE

This BOGE service program has been developed to adapt to each customer's unique requirements. It is our objective to create a tailor-made BOGE service package covering inspection, service, breakdown, with customized warranty arrangements as well as complete all-in service contracts.

Please contact us to help you determine the type of service best suited to meet your needs: Just email us at usa@boge.com – our service specialists will be in touch with you shortly!

Service your added value! Maximized reliability and economic efficiency are not the only technical advantages that BOGE has to offer. Our comprehensive service support program will ensure your BOGE compressed air system remains in tip top condition. Wherever you need us, whatever we can do for you: BOGE Service Support is always readily available close by – competent, to the highest standards, and always one step ahead.



BOGE EXTENDED WARRANTY

BOGE Genuine Parts enable you to extend your factory warranty up to 5 years: 2 years factory warranty with 3 years additional Genuine Parts warranty – the choice is yours. Furthermore, Genuine Parts ensures manufacturer’s recommended maintenance schedule of new and existing equipment at the specified service intervals.

For more information email
usa@boge.com

BOGE ORIGINAL PARTS

Only original BOGE spare parts have the manufacturer’s technological edge. You can be confident when opting for BOGE original spare parts in the service of your BOGE compressed air system will ensure that the integrity of the compressor is maintained, efficiency is retained and your peace of mind is sustained.

ALWAYS NEARBY

BOGE has a network of dedicated service technicians and certified partners at its disposal to help you worldwide with your installation, upgrading, commissioning or approval, maintenance, repair, or inspection: You can rely on the know-how and experience of our qualified experts – at all times.

Hotline Mobile Service: 770-874-1570



EMERGENCY ASSISTANCE


In the case of an emergency where immediate technical support is required, the BOGE product support trouble shooters or the BOGE Helpline team are available to you 24/7.

BOGE: 770-874-1570



AIR AUDITS

By analyzing your existing compressed air system, our energy efficiency experts can identify where savings can be made. The BOGE AIRReport includes measurement of: dew point control, leakage, oil check and TAN check.



TRAINING COURSES

The BOGE Training Courses were established in order to train and certify internal employees and external partners as qualified BOGE Service Technicians. Attendance of Training Courses held in the in-house training center further assist in refreshing existing BOGE Service Technician’s knowledge at regular intervals.

For four generations, customers from mechanical engineering, industry and trade have relied on BOGE know-how when it comes to planning, developing and manufacturing compressed air systems. They are fully aware of the fact that BOGE AIR is more than just ordinary compressed air: utmost safety, outstanding efficiency, excellent quality, maximized flexibility along with dependable service are the ingredients to transform BOGE AIR into air to work with – in Germany, in Europe and in more than 120 countries around the world.

Our ranges of services include the following:

- Energy efficient systems development
- Plant design and engineering
- System control and visualization
- Oil injected screw compressors
- Compressed air treatment
- Compressed air distribution and storage
- Compressed air accessories
- Compressed air service
- Oil free piston compressors
- Piston booster compressors
- Oil free rotary screw compressors



BOGE COMPRESSORS
BOGE AMERICA, INC.

3414 Florence Circle
Suite 100 · Powder Springs, GA 30127
Tel. 770-874-1570 · Fax. 770-874-1571
www.boge.com · usa@boge.com

